



# ORACLE FUSION CLOUD ERP EXTENDED PROFILE

ORACLE®

## OVERVIEW

Oracle Fusion Cloud ERP automates processes so you can grow your business. It's a web-based ERP suite that brings together all your finance, procurement, and operational data into a single, trusted view.

Built on a unified, multi-tenant platform, Fusion Cloud ERP updates quarterly, giving you the agility to adopt new business models and processes quickly. This helps you reduce costs, sharpen forecasts, and innovate faster without managing infrastructure.

Key modules and services include:

- Financials, with general ledger, accounts payable/receivable, cash management, and automated reconciliations.
- Accounting Hub, for centralized transaction processing and global compliance.
- Procurement, featuring supplier management, sourcing, and self-service purchasing.
- Project Management and accounting, to plan, execute, and monitor your initiatives end-to-end.
- Risk Management, for continuous controls monitoring, policy automation, and audit reporting.
- Enterprise Performance Management (EPM) for budgeting, planning, and forecasting across the enterprise.
- HCM covering core HR, talent management, and payroll services.
- Supply Chain Management from inventory and order management to manufacturing and logistics.
- AI-powered apps delivering embedded machine learning for recommendations, anomaly detection, and predictive forecasting
- Integration and analytics, with built-in tools for seamless connectivity (REST APIs, Oracle Integration Cloud) and real-time reporting via Oracle Transactional Business Intelligence (OTBI) and Oracle Analytics Cloud.

Oracle Fusion Cloud ERP offers continuous innovation through quarterly updates, embedded AI/ML to automate routine tasks (e.g., intelligent invoice processing, cash-flow forecasting), and seamless integration across Oracle's application portfolio and third-party systems.

All modules share a common data model and role-based access, ensuring data consistency, security, and compliance.



## SOFTWARE SPECIFICATION

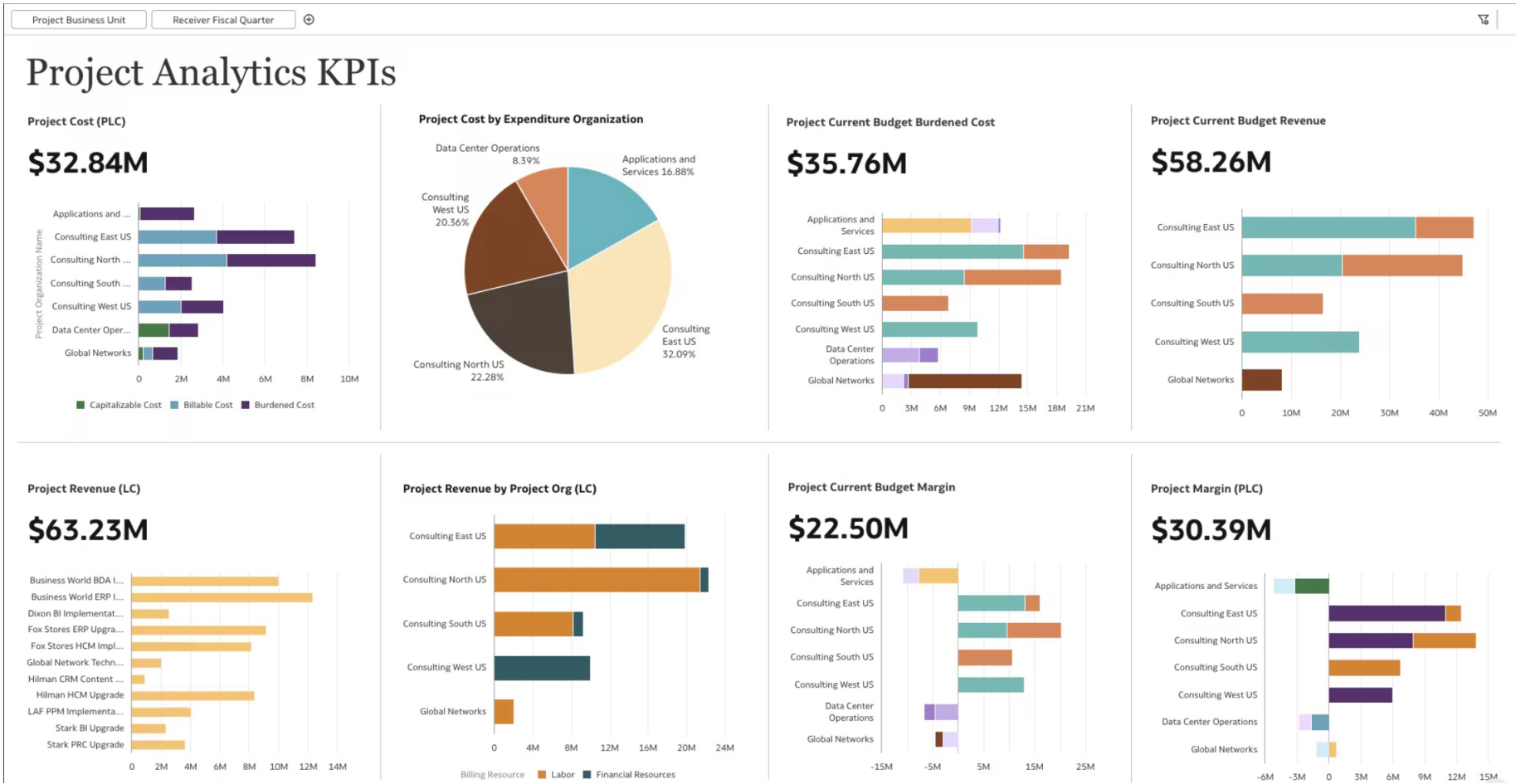
OVERVIEW	
PRODUCT NAME	Oracle Fusion Cloud ERP
BUSINESS SECTORS	
DISTRIBUTION	✓
GOVERNMENT & NPO	✓
MANUFACTURING	✓
RETAIL	✓
SERVICES	✓
INDUSTRY	
AEROSPACE & DEFENSE	✓
AUTOMOTIVE	✓
CHEMICAL	✓
CONSTRUCTION	✓
COSMETICS	✓
ELECTRONICS	✓
ENERGY/POWER/UTILITIES	✗
ENGINEERING	✓
FASHION	✓
FINANCIAL SERVICES	✓
FOOD & BEVERAGE	✓
LOCAL GOVERNMENT	✓
MEDIA	✓

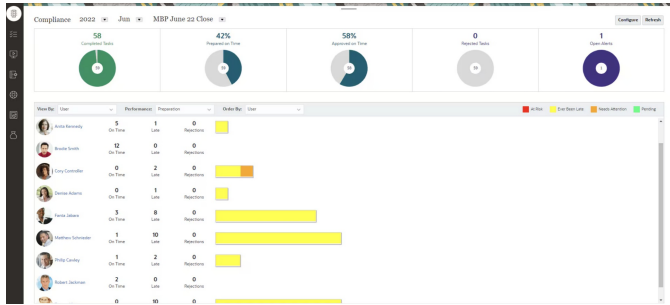
MEDICAL & HEALTHCARE	✓
METALWORKING	✓
OILFIELD	✓
PACKAGING	✓
PAINT & ADHESIVES	✓
PHARMACEUTICAL	✓
PLASTICS & RUBBER	✓
PRINT & DESIGN	✓
RENTAL	✓
TELECOMMUNICATIONS	✓
WOODWORKING	✓
CANNABIS	✓
EDUCATION	✗
NONPROFIT	✗
<b>ERP SOFTWARE FEATURES</b>	
BILLING	✓
BUSINESS INTELLIGENCE/ANALYTICS	✓
COSTING	✓
CRM	✓
CUSTOMER SERVICE	✓
PRODUCT DESIGN	✓
FINANCIALS & ACCOUNTING	✓
HR	✓
INVENTORY MANAGEMENT	✓
ORDER MANAGEMENT	✓

<b>PLANNING &amp; SCHEDULING</b>	✓
<b>PROJECT MANAGEMENT</b>	✓
<b>PURCHASING</b>	✓
<b>QUALITY CONTROL</b>	✓
<b>SALES</b>	✓
<b>SHIPPING &amp; DISTRIBUTION</b>	✓
<b>SUPPLY CHAIN MANAGEMENT</b>	✓
<b>WAREHOUSE MANAGEMENT</b>	✓
<b>ASSET MANAGEMENT</b>	✓
<b>DOCUMENT MANAGEMENT</b>	✓
<b>CUSTOMER SUITABILITY</b>	
<b>ENTERPRISE (1000+ EMPLOYEES)</b>	✓
<b>MEDIUM SIZE (251-1000 EMPLOYEES)</b>	✓
<b>SMALL BUSINESS (1-250 EMPLOYEES)</b>	✗
<b>ADDITIONAL PRODUCT INFO</b>	
<b>MULTI LANGUAGE</b>	✓
<b>MULTI CURRENCY</b>	✓
<b>CUSTOMIZABLE</b>	✓
<b>SYSTEM HOSTING</b>	
<b>CLOUD</b>	✓
<b>INSTALLED ON PREMISE</b>	✗
<b>FURTHER INFORMATION</b>	



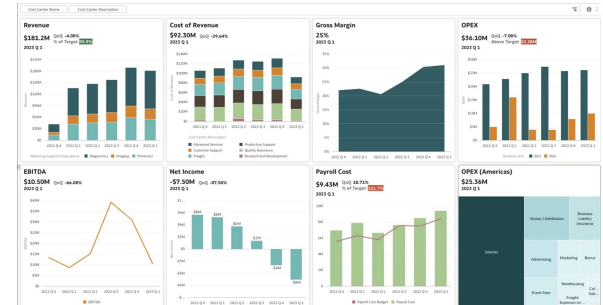
# SOFTWARE SCREENSHOTS





### Consolidation - Total Company

Country	Jan	Feb	Mar	Apr	May	Jun	Jul	Aug	Sep	Oct	Nov	Dec
Headquarter	OK	OK	OK	OK	OK	OK	OK	OK	OK	OK	OK	OK
US L1 & L2	OK	OK	OK	OK	OK	OK	OK	OK	OK	OK	OK	OK
US L3	OK	OK	OK	OK	OK	OK	OK	OK	OK	OK	OK	OK
Canada	OK	OK	OK	OK	OK	OK	OK	OK	OK	OK	OK	OK
North America	OK	OK	OK	OK	OK	OK	OK	OK	OK	OK	OK	OK
Brazil	OK	OK	OK	OK	OK	OK	OK	OK	OK	OK	OK	OK
Argentina	OK	OK	OK	OK	OK	OK	OK	OK	OK	OK	OK	OK
Chile	OK	OK	OK	OK	OK	OK	OK	OK	OK	OK	OK	OK
Colombia	OK	OK	OK	OK	OK	OK	OK	OK	OK	OK	OK	OK
Mexico	OK	OK	OK	OK	OK	OK	OK	OK	OK	OK	OK	OK
ELAB	OK	OK	OK	OK	OK	OK	OK	OK	OK	OK	OK	OK
Germany	OK	OK	OK	OK	OK	OK	OK	OK	OK	OK	OK	OK
Sweden	OK	OK	OK	OK	OK	OK	OK	OK	OK	OK	OK	OK
United Kingdom	OK	OK	OK	OK	OK	OK	OK	OK	OK	OK	OK	OK
Netherlands	OK	OK	OK	OK	OK	OK	OK	OK	OK	OK	OK	OK
Belgium	OK	OK	OK	OK	OK	OK	OK	OK	OK	OK	OK	OK
France	OK	OK	OK	OK	OK	OK	OK	OK	OK	OK	OK	OK
Austria	No Data	No Data	No Data	No Data	No Data	No Data	No Data	No Data	No Data	No Data	No Data	No Data
Switzerland	OK	OK	OK	OK	OK	OK	OK	OK	OK	OK	OK	OK
Italy	OK	OK	OK	OK	OK	OK	OK	OK	OK	OK	OK	OK
Spain	OK	OK	OK	OK	OK	OK	OK	OK	OK	OK	OK	OK
France	OK	OK	OK	OK	OK	OK	OK	OK	OK	OK	OK	OK



### Balance Sheet - Consolidating

Entity	Germany	United Kingdom	Netherlands	Switzerland	Italy	France	Spain	Greece	Eliminations	EMEA
BNK Checking Account	-	(22,494)	107,765		(13,842)		(13,838)			53,402
BNK Treasury Account	2,067,362	719,072	507,093	115,204	430,238	303,200	238,939	202,884		4,862,279
BNK Cash	2,869,028	187,703	523,258	132,227	373,366	298,784	200,440	328,464		6,169,844
Short Term Investments	(116,320)	-	(24,020)	(24,020)	(1,170)	(7,737)	-	(4,379)		(202,046)
Chequing BNK Checking Account	1,862,066	557,118	568,068	160,019	507,544	307,252	244,854	321,074		4,546,237
Chequing BNK Checking Account	2,055,082	338,384	507,847	157,213	505,738	350,273	220,304	261,520		3,847,803
<b>Cash and Cash Equivalents</b>	<b>8,013,402</b>	<b>2,358,724</b>	<b>2,078,072</b>	<b>871,188</b>	<b>1,848,875</b>	<b>1,208,410</b>	<b>942,873</b>	<b>1,228,479</b>		<b>15,489,891</b>
Short Term Receivables	3,641,175	545,257	459,879	184,226	455,655	261,952	176,523	281,903		6,047,026
Accounts Receivable (Low Risk)	(131,001)	5,188	(7,400)	153,755	5,555	-	(4,792)	-		17,862
Accounts Receivable (High Risk)	43,956	5,070	(5,934)	145,019	4,331	12,891	(5,514)	54,902		256,902
Receivable Clearing	(63,000)	6,178	(5,851)	138,737	-	14,412	(3,872)	70,660		178,360
On-Account Receipts	(50,022)	-	(5,934)	-	4,692	-	-	-		(61,160)
Unapplied Receipts	3,246,798	664,209	616,000	165,965	533,978	300,138	176,422	438,614		5,958,143
Unapplied Payments	2,185	(5,355)	-	5,231	13,155	(4,761)	52,104	-		62,279
Unapplied Cash	3,728,378	588,037	482,375	165,941	435,415	247,228	213,892	397,327		6,284,372
Cash Clearing	-	6,888	(5,279)	-	-	-	(5,227)	65,422		58,814